	Part Description	Part Number
1	Top Sub	RC5.5-P54-01
2	"O" Ring of Adaptor Screen	RC5.5-P54-02
3	Adaptor Screen	RC5.5-P54-03
4	Airscreen Top Load	RC5.5-P54-04
5	"O" Ring of Airscreen Top Load	RC5.5-P54-05
6	Circlip of Adaptor Screen	RC5.5-P54-06
7	Plunger	RC5.5-P54-07
8	"Y" Ring of Plunger	RC5.5-P54-08
9	Spring	RC5.5-P54-09
10	Make Up Ring Steel	RC5.5-P54-10
11	Compression Buffer	RC5.5-P54-11
12	Air Distributor	RC5.5-P54-12
13	"O" Ring of Air Distributor	RC5.5-P54-13
14	"O" Ring of Sample Tube	RC5.5-P54-14
15	"O" Ring of Sample Tube	RC5.5-P54-15
16	Sample Tube	RC5.5-P54-16
17	"O" Ring of Mount Sample Tube	RC5.5-P54-17
18	Mount Sample Tube	RC5.5-P54-18
19	Inner Cylinder	RC5.5-P54-19
20	Piston	RC5.5-P54-20
21	Piston Case	RC5.5-P54-21
22	Piston Retaining Ring	RC5.5-P54-22
23	Bush Drive Sub	RC5.5-P54-23
24	"O" Ring of Bush Drive Sub	RC5.5-P54-24
25	"O" Ring of Bush Drive Sub	RC5.5-P54-25
26	Bit Retaining Ring	RC5.5-P54-26
27	"O" Ring of Retaining Ring	RC5.5-P54-27
28	Shroud	RC5.5-P54-28
29	Drive Sub	RC5.5-P54-29
30	Retention Shroud	RC5.5-P54-30
31	Retention Drive Sub	RC5.5-P54-31



Bit Shank	Connection Thread	Hole Range	Working Pressure	Length (Without bit)	External Diameter	Weight (Without bit)
PR54 PR54R	4.5" Remet 4.5" Metzke	Φ135-Φ150	1.5-3.5Mpa	1294mm	Φ130mm	85kg

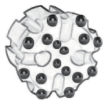 **Concave**

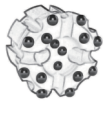 **Drop Center**

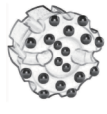 **Hard Formation**

Diameter		No x Button diameter, mm		Flushing holes	Shroud Diameter	Weight(KG)	Part No
mm	Inch	Gauge Buttons	Front Buttons				
136	5 3/8	Φ16*8	Φ16*6+3*Φ14	2	134	19.0	PR54-136
140	5 1/2	Φ16*8	Φ16*6+3*Φ14	2	138	19.3	PR54-140
143	5 5/8	Φ16*8	Φ16*6+3*Φ14	2	141	19.5	PR54-143
146	5 3/4	Φ16*8	Φ16*6+3*Φ14	2	144	19.6	PR54-146

